

The ZEISS logo is a blue square with the word "ZEISS" in white, bold, sans-serif capital letters.

Seeing beyond



ZEISS VISUCONSULT 500

**Product comparison with ZEISS i.Com Classic and
ZEISS i.Com mobile**

zeiss.com

Get connected with an easier consultation process

ZEISS VISUCONSULT 500



The world is moving faster thanks to the integration of technology in everyday situations. For this reason, you need new tools that can help you stay up-to-date and one step ahead of your competition by providing a better experience to your patients.

ZEISS offers you a more sophisticated way to manage your consultations:

ZEISS VISUCONSULT 500 is a versatile connectivity solution that helps you increase efficiency and accuracy throughout the consultation process. It enables easy transmission of data between ZEISS devices within your practice and consistently manages your customers' records to offer a unique consultation experience along each step of the consumer journey.



Advantages at a glance:

- Versatile connectivity solution with more ZEISS devices¹ that helps you increase efficiency and accuracy throughout the consultation process.
- Central data storage and management with multi-user capability along the full consumer journey.
- Multiplatform and multi-user solution compatible with iPad tablets and/or PC.
- Option to operate at distance using a tablet for ZEISS Subjective Refraction Unit (ZEISS VISUPHOR 500 and ZEISS VISUSCREEN 100 / 500), ZEISS i.Profiler *plus*, ZEISS i.Terminal mobile, ZEISS i.Terminal 2 and ZEISS VISUFIT 1000 Platform.
- Supports continuous eye checkup through screening functionalities².
- Standard interface for data transfer between ZEISS VISUCONSULT 500 and Practice Management Systems (PMS) and/or Electronic Medical Records (EMR)³.

Streamline your lens orders with direct connection to ZEISS VISUSTORE



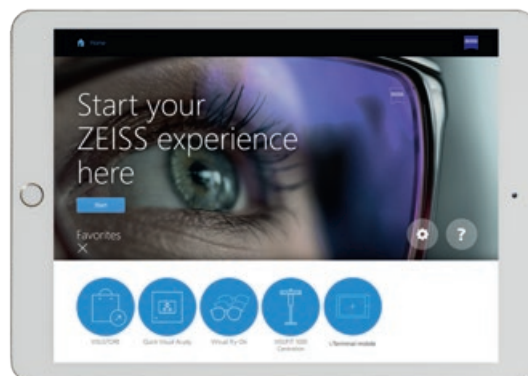
An overview of the benefits you will get by updating your consultation with ZEISS VISUCONSULT 500:

Product comparison & benefits:

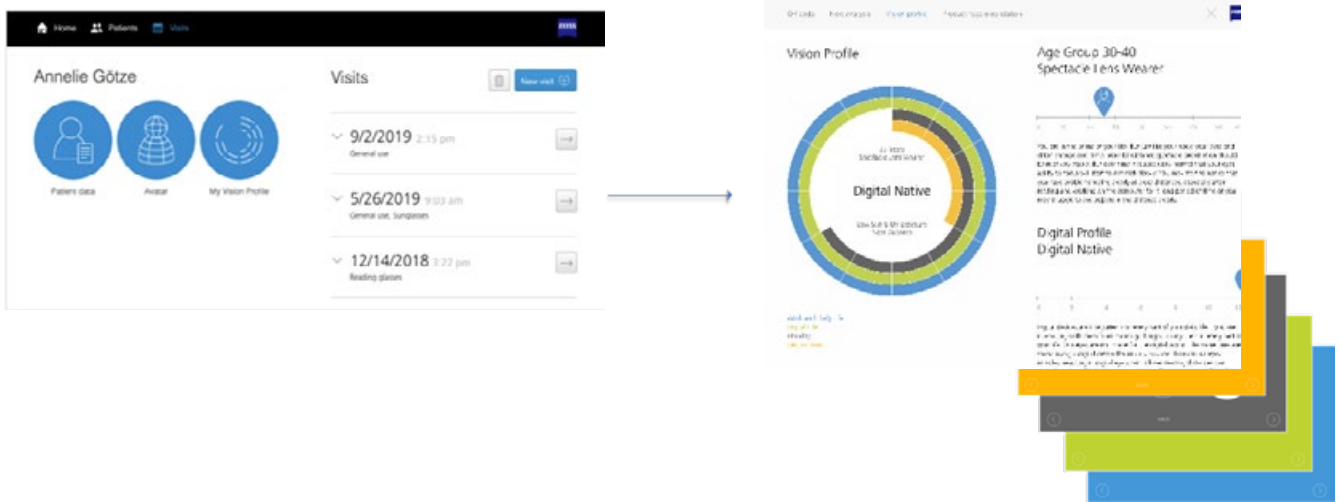
	i.Com Classic	i.Com mobile	VISUCONSULT 500
Patient and visit management	✓✓	✓✓	✓✓
PMS interface	✓✓	✓✓	✓✓
Prismatic correction of centration	✓✓	✗	✓✓
Final Rx correction based on BVD	✓✓	✗	✓✓ Rel. 3.5
Multiplatform (PC + iPad®)	✓ PC only	✓ iPad only	✓✓ iPad & PC
ZEISS Ecosystem*	✓ Limited to legacy products	✓ Limited to legacy products	✓✓ Present & future ecosystem support
End-to-end consultation process	✗	✗	✓✓
Screening built-in functionalities	✗	✗	✓✓
Demonstration of ZEISS i.Scription technology	✗	✓✓	✓✓
Lens demonstration	✗	✗	✓✓
Simplified user interface	✗	✗	✓✓
Data encryption (cybersecurity)	✗	✗	✓✓
Tailored patient reports	✗	✗	✓✓
VISUFIT 1000 Platform / i.Terminal 2 and i.Terminal mobile connectivity	✗	✓ No connection with VISUFIT 1000	✓✓
VISUSTORE integration	✓	✓ Data transfer only	✓✓
Copy visit / import data from previous visits	✓	✓	✓✓
RVT / i.Terminal 1 connectivity	✓	✗	✗

DETAILS

Easy-to-use, flexible and intuitive Graphic User Interface (GUI) allows you to control and access information with just a few clicks. You can even set access to your favourite shortcuts to provide more flexibility when operating the devices and increase efficiency in your day-to-day business.



- Integrated with ZEISS Vision Needs Analysis to easily recognise your customer's lifestyle needs.

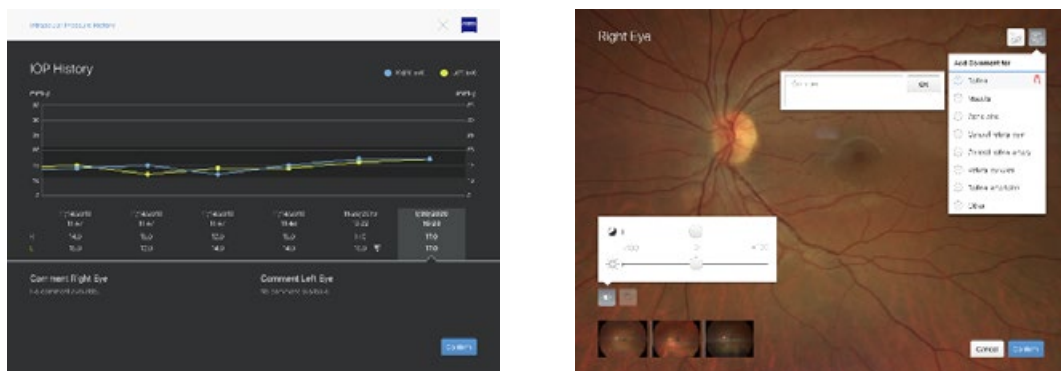


- Complete customer management system that allows you to store customer information in an organised historical record to track any changes in your customer's vision over time. ZEISS VISUCONSULT 500 also enables you to review quickly your patients' refractive history to evaluate their visual evolution over time.



- Extended capability to save and monitor screening results in a seamless and efficient way.
 - o Store and review and monitor the development of the intraocular pressure.
 - o Store and review digital fundus camera and/or slit lamp images and use the integrated image analysis module to boost your performance during the consultation process?

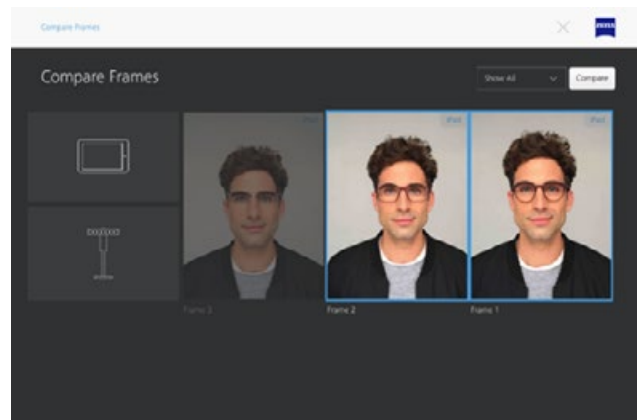
For more details about imaging devices from ZEISS, please visit our website for ZEISS VISUSCOUT 100 and the ZEISS Slit Lamps family to identify which product is a better fit for your practice. For more details about intraocular measurement devices from ZEISS, please visit our website for ZEISS VISUPLAN 500.



- Option to operate at distance using a tablet with ZEISS i.Profiler *plus* and ZEISS Subjective Refraction Unit to offer a unique patient experience as well as a more convenient refraction process.



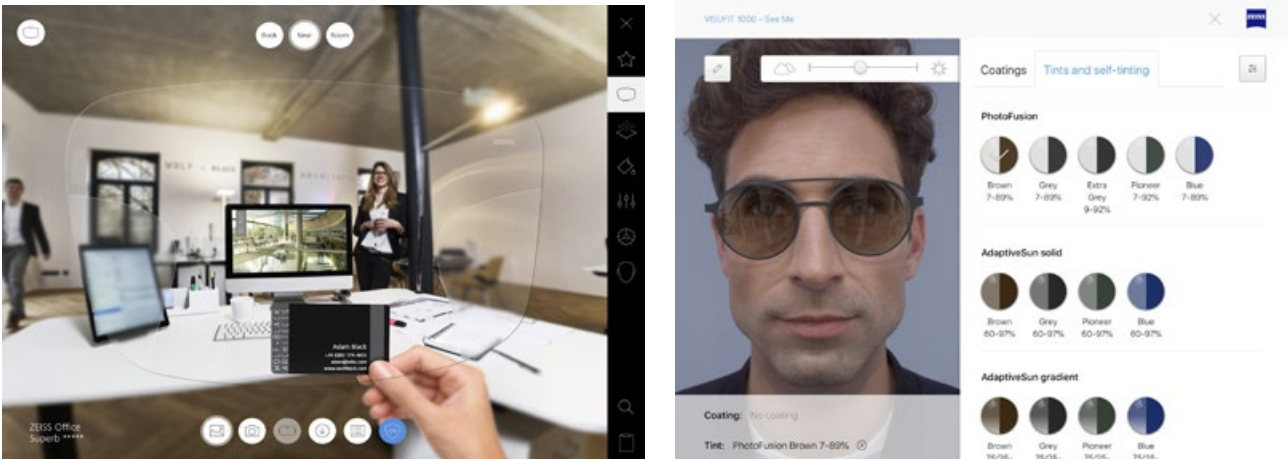
- Easily take pictures of your patient wearing different frames and compare them side by side. A great tool to facilitate frame choice, especially for those with high prescription values



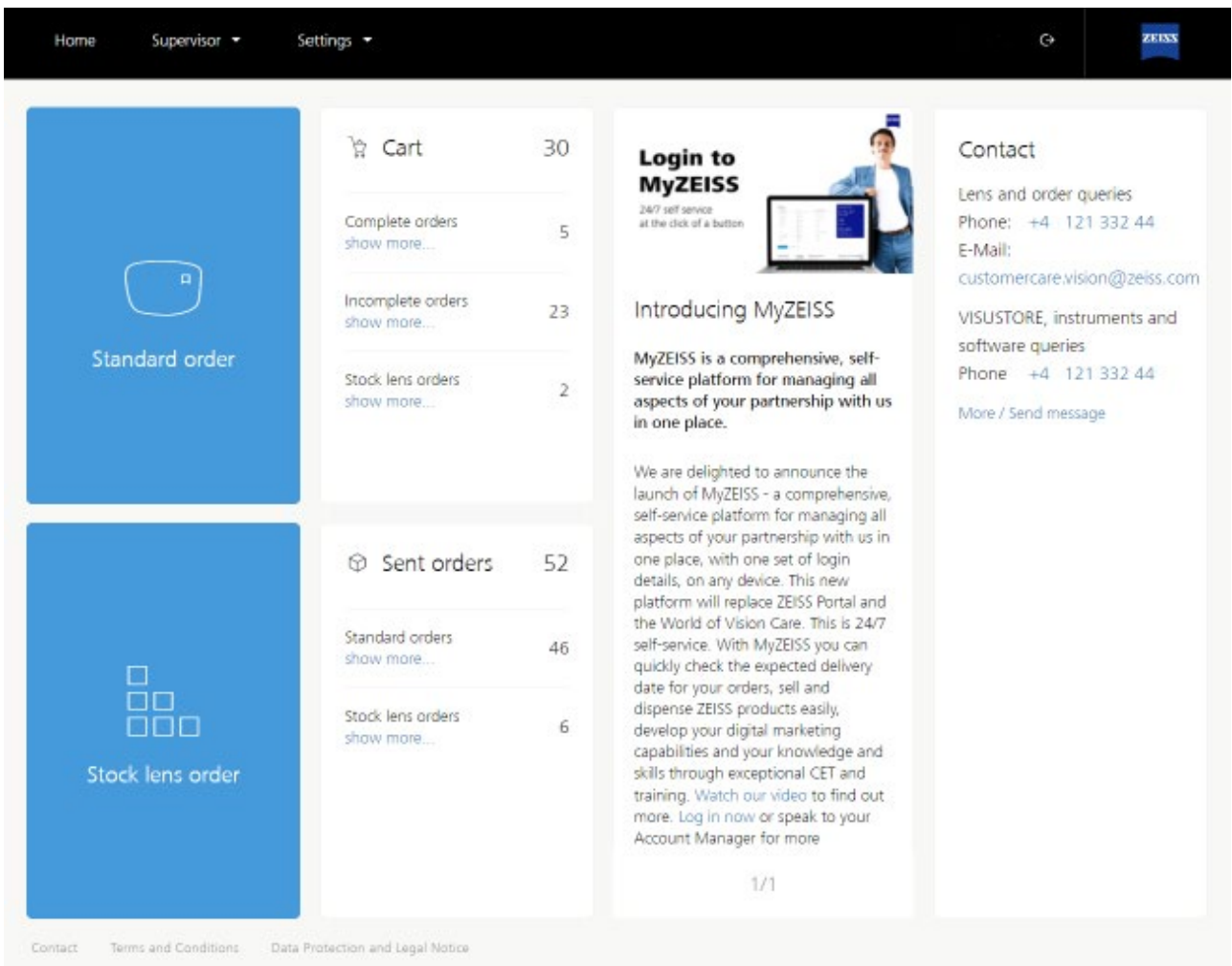
- Connectivity with ZEISS digital centration devices (ZEISS VISUFIT 1000, ZEISS i.Terminal 2 and ZEISS i.Terminal mobile) allows you to take accurate measurements and store them in just a few clicks.



- Digital lens demonstration enabled with AR (augmented reality) and VR (virtual reality) includes the entire ZEISS lens catalogue.

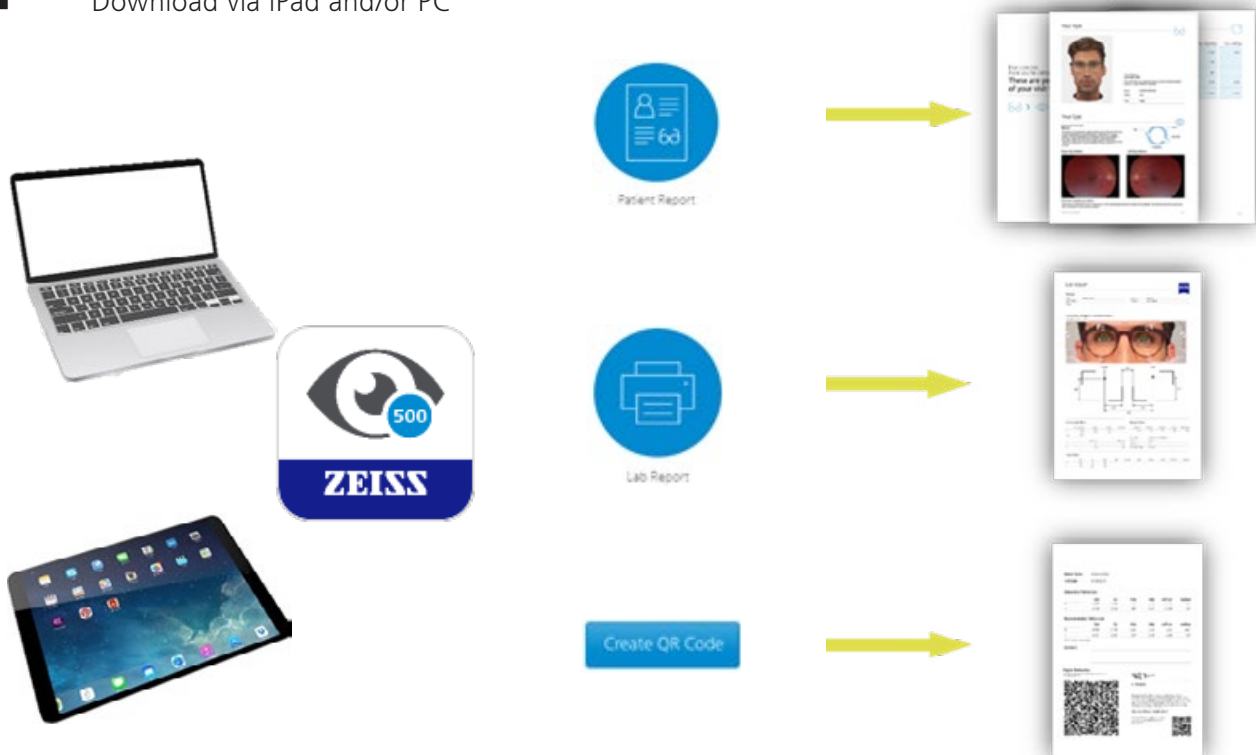


- Seamless integration with ZEISS VISUSTORE and PMS & EMR systems for an error-free and convenient ordering process³.



- ZEISS VISUCONSULT 500 standardises all reports and they can be exported via iPad and PC in multiple ways:

- Print via AirPrint
- Print via local printer (Printer client)
- Download via iPad and/or PC



Digital prescription (QR code) - only available in Brazil

- Facelifted lab report

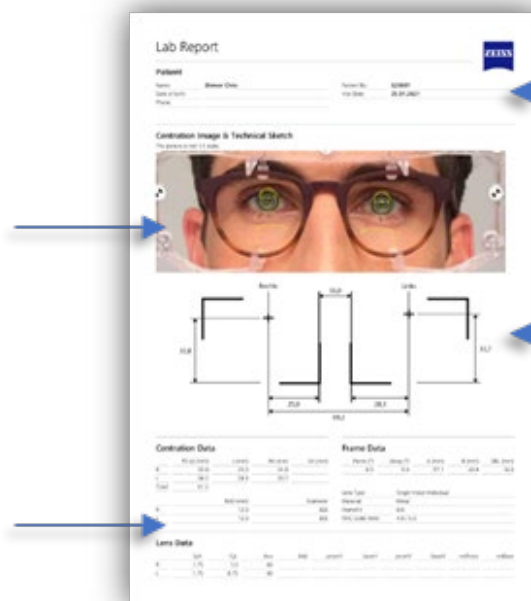
The lab report now includes additional information to manage your patient's data more efficiently.

Centration picture

- Picture from ZEISS centration devices³ with stamp overlay.

Centration data

- Relevant centration parameters used to review and support during lens cut and fitting operations.
- Prescription (Rx) values.



Patient profile

- Patient related information.
- Visit information.

Technical sketch

- Scale 1:1 technical sketch to check easily the centering points of the lenses.

VISUCONSULT 500 technical specifications

System requirements

Client PC

Operating system: Windows® 7 or higher (64 bit)
Internet access for updates and remote service

iPad tablet

iPad Air 2, iPad Air 3, iPad Air 4, iPad 5th, 6th, 7th and 8th Generation.
iPad Pro 9.7 inch, iPad Pro 11, iPad 12.9 inch (be aware iPad Pro models are not compatible with ZEISS i.Terminal mobile)

Operating system: Current iOS software version available on the market
Internet access for updates and remote service

System requirements for the router

Wireless Access Standard: at least IEEE 802.11n (recommended: IEEE 802.11ah)
LAN speed: 100Mb/s or higher

Attention

Devices and networks with obsolete software or inadequate virus protection can be vulnerable to viruses.

Ensure that the firmware of the router is always up to date.

Ensure that all devices on the network are protected by a regularly updated virus scanner.

Network recommendations

Public access to the network can lead to a drop-in performance, virus infections or abuse.

Never connect ZEISS devices with public networks.

Use a separate network whenever possible to connect your ZEISS devices.

The router should be in direct visual contact with the iPad tablet.



The PC should be connected to the router via a network cable (CAT6 or CAT7 cable).

Footnotes:

1: Consult the list of devices integrated with ZEISS VISUCONSULT available in your country with your sales representant.

2: Only available in countries where the service is allowed by local regulations.

3: Consult with your sales representative to see the list of integrated PMS/EMR.

Product ZEISS Medical Devices		
ZEISS VISUFIT 1000 Platform	CZV	
ZEISS VISUFIT 1000*	CZV	
ZEISS VISUCONSULT 500	CZV	
ZEISS VISULENS 550	CZM	CZV
VISUPLAN 500*	CZM	CZV
VISUSCOUT 100**	OO	CZV
Slit Lamps	CZM	CZV
i.Profiler <i>plus*</i>	CZV	
VISUREF 150*	CZM	CZV
VISUPHOR 500	CZM	CZV
ZEISS VISUSCREEN 100/500	CZV	
ZEISS i.Terminal 2*	CZV	
ZEISS i.Terminal 2 Station	CZV	
ZEISS i.Terminal mobile*	CZV	
Product ZEISS non-Medical Devices		
ZEISS i.Com classic	CZV	
ZEISS i.Com mobile	CZV	
ZEISS VISUSTORE	CZV	
Virtual Try-on	CZV	
Avatar Generation	CZV	



CZM:
Carl Zeiss Meditec AG
Goeschwitzer Strasse 51-52
07745 Jena
Germany
www.zeiss.com/meditec

CZV:
Carl Zeiss Vision GmbH
Turnstrasse 27
73430 Aalen
Germany
www.zeiss.com/vision

OO:
Optomed Oyj
Yrtytipellontie 1
FI-90230 Oulu
Finland